

DCP-T500W

brother  
at your side

# Smarter Design. Bigger Savings.



BLACK  
**6000**  
page-yield\*

 **Refill Tank System**



Wireless



Designed to give you big savings, the new Brother Inkjet Multi-Function Centre **DCP-T500W** features a new Refill Tank System and offers ink bottles with ultra-high 6,000 page-yield<sup>#</sup>. You can now maximise your savings and benefit from a smarter design that makes ink refilling effortless!

## Exceedingly Affordable

Save more with Brother's low cost ink that provides up to 6,000 page-yield<sup>#</sup>. Now, high print volume users can reduce overall operating costs with every printout.

Moreover, with Brother's original refill ink, you minimise the risk of print head damage. This means less repair and replacement costs on your machine.

Make the most out of your budget and choose Brother's original refill ink. Maximise savings day after day!



# Refilling is so easy with **Refill Tank System** 3 Easy Steps!

STEP 1



### Open cover

Accessing ink tank is so easy with the cover right in front.

STEP 2



### Refill ink tank.

Remove tank cap. Tilt ink bottle at 45° angle and gently squeeze it to refill ink tank.

STEP 3



### You're done!

Replace cap and close cover. It's that easy!

<sup>#</sup>Refers to black ink. Colour ink: 5000 page-yield. Quoted approx. yields are extrapolated based on Brother original methodology using Test Patterns ISO/IEC 24712. Quoted approx. yields are not based on ISO/IEC 24711.

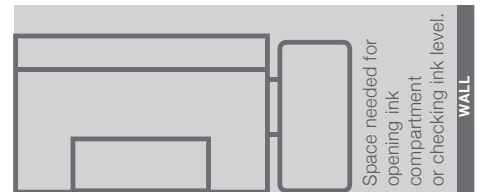
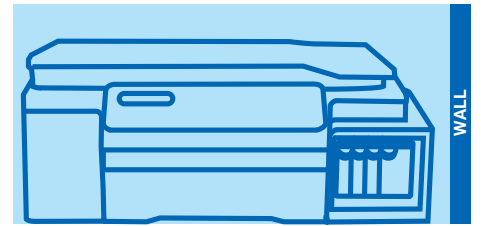
## Saves Space and Convenient

Other printers with external ink tanks usually require additional room for opening and closing of the ink tank compartment, as well as for reviewing ink levels.

Brother's Refill Tank System features a smart design with an embedded, front-access ink tank and a see-through cover. This saves space effectively and makes it easy to check how much ink is left.



## Brother's Smart Design Saves space



Most conventional printers require users to tilt the ink bottles vertically when refilling, which increases risk of spillage. Brother's smart design allows for refilling at an optimised 45° refilling angle. This minimises ink leakage and takes the hassle out of refilling.

## User-Friendly Refill Experience



## Work smarter with essential business features



ipm



ipm

### Print Speed

Up to 11ipm mono / 6ipm colour\*  
Up to 27ppm mono / 10ppm colour (fast mode)

\*ISO/IEC 24734 <http://www.brother.com/rd/printspeed>



### Wireless

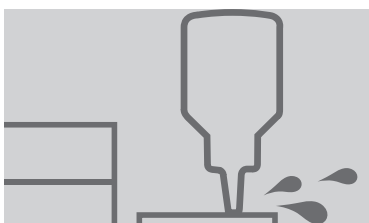
Save resources and share DCP-T500W with multiple users conveniently through wireless LAN.



### Mobile Printing

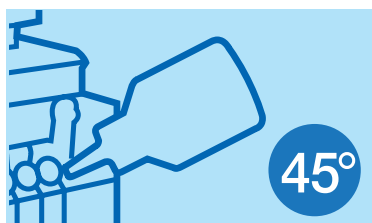
Simplify the way you print with mobile print capability

### Other Printers



Potential spillage

### Brother's Smart Design



Minimise spillage

# DCP-T500W Technical Specifications

FUNCTIONS	
Print, Scan, Copy, Wireless Network, Mobile Print	
GENERAL	
Memory	64MB
Display	1-Line
Interface	Hi-Speed USB 2.0
Wireless Network	Yes
COLOUR PRINT FUNCTION	
Print Speed (Laser Comparable) <sup>^</sup>	Up to 11ipm (mono) and 6ipm (colour)
Print Speed (Fast Mode)	Up to 27ppm (mono) and 10ppm (colour)
Print Resolution	Up to 1,200 x 6,000 dpi
Borderless Printing	Yes: A4, LTR, A6, Photo (102mm x 152mm) Indexcard (127mm x 203mm) Photo-2L (127mm x 178mm)
Ink Save Mode	Yes
Mobile Print	Brother iPrint&Scan, Google Cloud Print™
COLOUR COPY FUNCTION	
Copy Resolution	Print: Max. 1200 x 2400 dpi Scan: Max. 1200 x 1200 dpi
N in 1 Copy	Yes (Including ID Card Copy)
Base Colour Removal	Yes
COLOUR SCAN FUNCTION	
Scan Resolution	Optical: Up to 1,200 x 2,400 dpi Interpolated: Up to 19,200 x 19,200 dpi (For XP / Vista / Windows 7 / Windows 8)
"Scan To" Feature	Image, Email, File
ADDITIONAL FEATURES	
Poster Print / Copy	Yes
Enlargement / Reduction Ratio	25% - 400% in 1% increments

PAPER HANDLING	
Paper Input (Standard Tray)	Up to 100 sheets
Paper Output	Up to 50 sheets
Paper Handling Sizes (Standard Tray)	A4, LTR, EXE, A5, A6, Photo (102 x 152mm) Indexcard (127 x 203mm) Photo-2L (127 x 178mm) C5 Envelope, Com-10, DL Envelope, Monarch
Media Type	Plain, Inkjet, Glossy
SUPPORTED OS & SOFTWARE	
Supported Operating Systems	Windows: XP / XP x64 / Vista / 7 / 8 / 8.1 Server 2003 / Server 2003 R2 / Server 2008 / Server 2008 R2 / Server 2012 / Server 2012 R2 Mac: OS X v10.7.5 / v10.8.x / v10.9.x
Network Management Tools	BRAdmin Professional 3*, Driver DeploymentWizard*, BRAdmin Light**
SUPPLIES	
Ink Bottles	Ultra High Yield (Black) BT6000 BK: Approximate Yield 6000 A4 pages**. Ultra High Yield (Colour) BT5000 C/M/Y: Approximate Yield 5000 A4 pages**
DIMENSIONS & WEIGHT	
Without Carton	435mm (W) x 374mm (D) x 161mm (H), 7.1kg

<sup>^</sup> Based on ISO/IEC 24734. For more information, please refer to [www.brother.com/rd/printspeed](http://www.brother.com/rd/printspeed)

\* Not supported on Mac and Linux. Available for download at <http://support.brother.com>

\*\* Not supported on Linux. Available for download at <http://support.brother.com>

\*\* Approximate yields are extrapolated based on Brother original methodology using Test Patterns ISO/IEC 24712. Approximate yields are not based on ISO/IEC 24711.



**brother**  
at your side

**Brother International South Africa**

96 Sovereign Drive, Route 21 Corporate Park, Irene  
Tel: +27 (0) 12 - 345 5332 Fax: +27 (0) 12 - 345 3886

[www.brother.co.za](http://www.brother.co.za) <http://support.brother.com>



Working with you for a better environment  
[www.brotherearth.com](http://www.brotherearth.com)

